



ಬೃಹತ್ ಬೆಂಗಳೂರು ಮಹಾನಗರ ಪಾಲಿಕೆ  
Bruhat Bengaluru Mahanagara Palike



# BBMP COVID-19 WAR ROOM 20.10.2022



# OVERVIEW OF COVID-19 IN BENGALURU



## CASE TRENDS

ACTIVE CASES **2,621**

### Confirmed Cases

**28**

18,73,534 #

### Recovered Cases

**191**

18,53,923 #

### Death Cases

**0**

16,990 #



## HOSPITALIZATION

**5**

### ICU – V

-

### ICU

**1**

### HDU

-

### General

**4**

INCLUDES GOVT. QUOTA AND PRIVATE WALK-IN HOSPITALIZATION



## VACCINATION

**1,984**

2,04,70,361 #

### First Dose

**411**

96,76,399 #

### Second Dose

**922**

94,76,523 #

### Precaution Dose

**651**

13,17,439 #



## TRIAGING

### MTU

**3**

### Tele Triage

**20**



## ACTIVE CLUSTERS

**0**

### Budding Clusters (<5 Cases)

**0**

### Clusters (> 5 cases)

**0**



## TESTING

**2,423**

3,19,25,197 #

### RAT

**323**

### RTPCR

**2,100**

**Positivity : 5.26%**

\*FOR LAST 7 DAYS

# : indicates cumulative numbers till date



# ABSTRACT OF COVID-19 SCENARIO IN BENGALURU

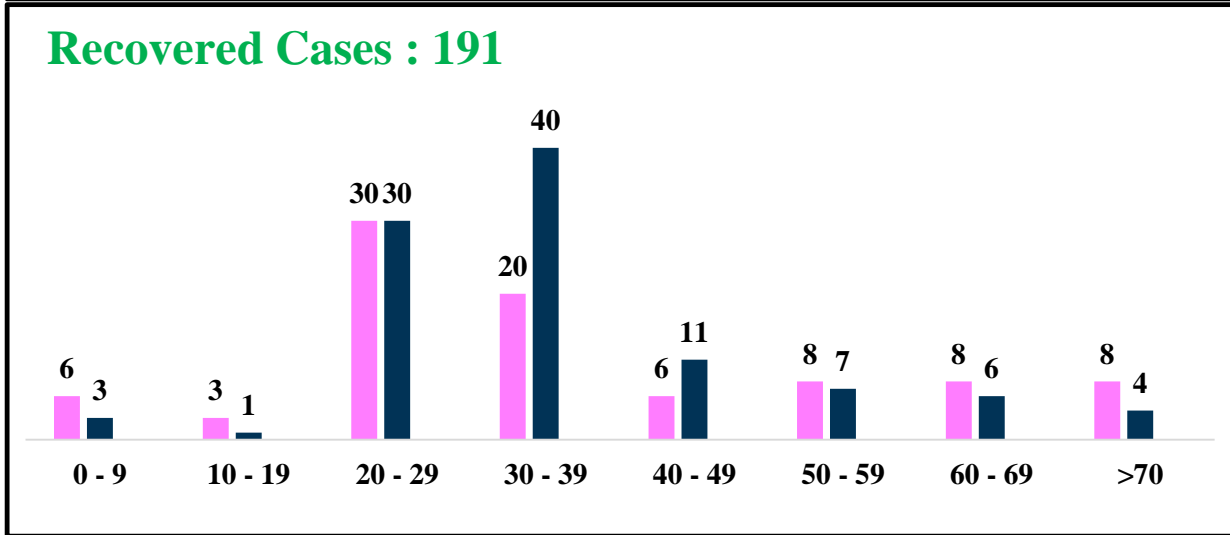
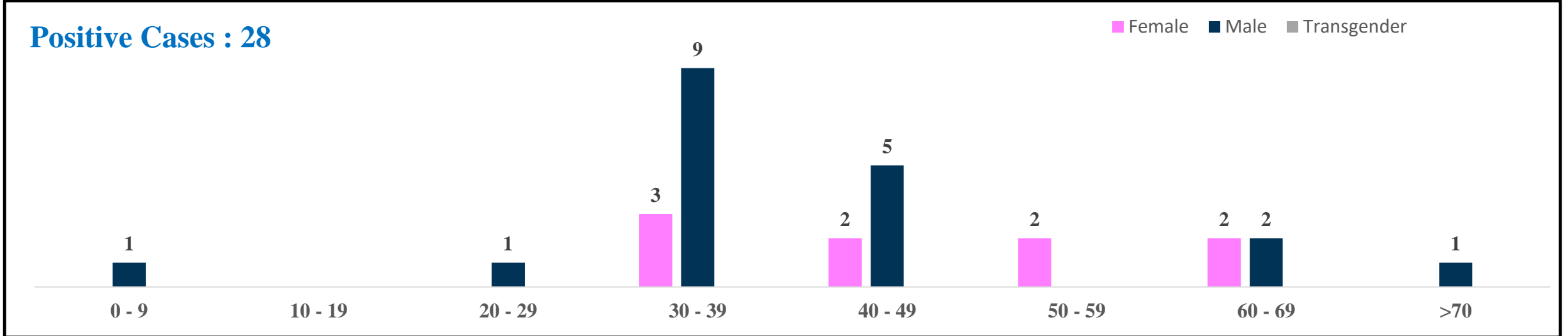


	MALE			FEMALE			TRANSGENDER			TOTAL		
	Last 24 Hours	Last 7 Days	Cumulative	Last 24 Hours	Last 7 Days	Cumulative	Last 24 Hours	Last 7 Days	Cumulative	Last 24 Hours	Last 7 Days	Cumulative
<b>Positive Cases</b>	19	383	11,04,148	9	310	7,68,494	0	0	196	28	693	18,73,534
<b>Recovered Cases</b>	102	344	10,91,678	89	301	7,62,151	0	0	187	191	645	18,53,923
<b>Death Cases</b>	0	0	10,760	0	0	6,226	0	0	4	0	0	16,990
<b>Total Tests Done</b>	<b>In Last 24 hrs. : 2,423</b>			<b>In last 7 days : 13,168</b>			<b>Cumulative : 3,19,25,197</b>					
<b>Vaccine Doses Administered</b>	<b>In Last 24 hrs. : 1,984</b>			<b>In last 7 days : 6,662</b>			<b>Cumulative : 2,04,70,361</b>					
<b>ACTIVE CASES</b>									<b>2,621</b>			

\*Covid deaths occurred today : 00 | Covid deaths occurred beyond last 24hrs., reported today : 00

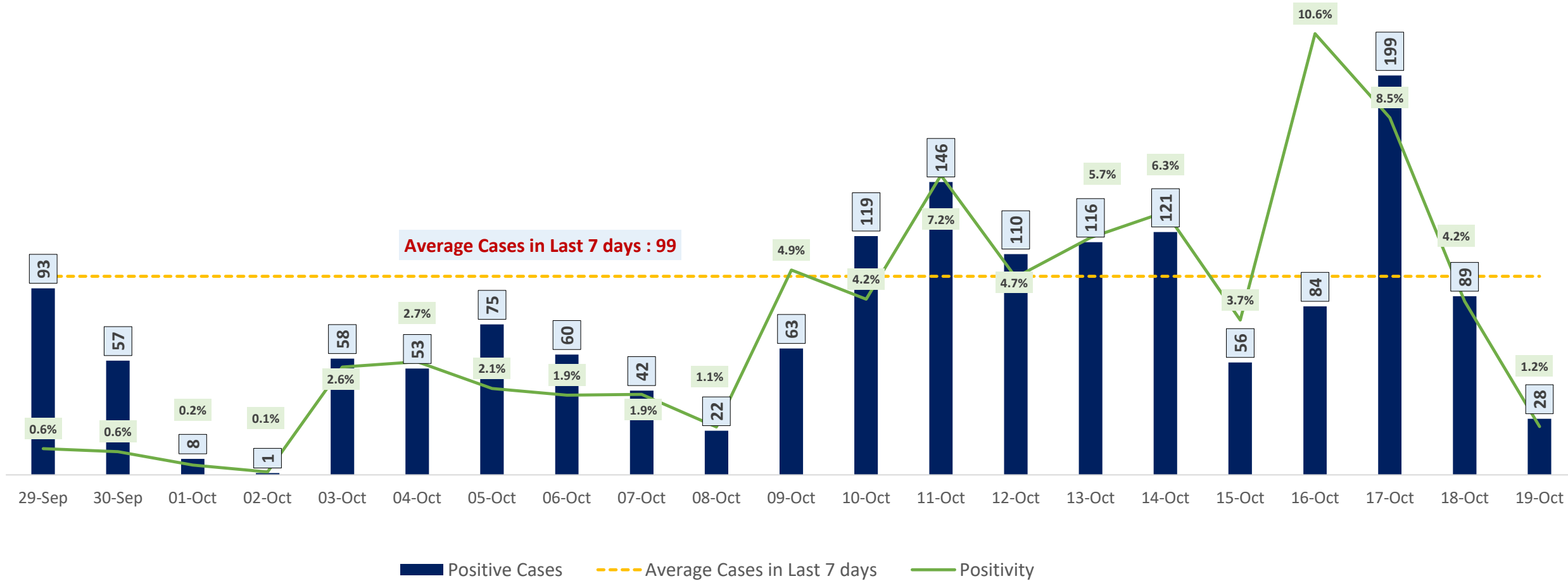


# LAST 24 HOURS AGE GROUP AND GENDER WISE DISTRIBUTION





# POSITIVITY RATE OF BENGALURU – LAST 21 DAYS

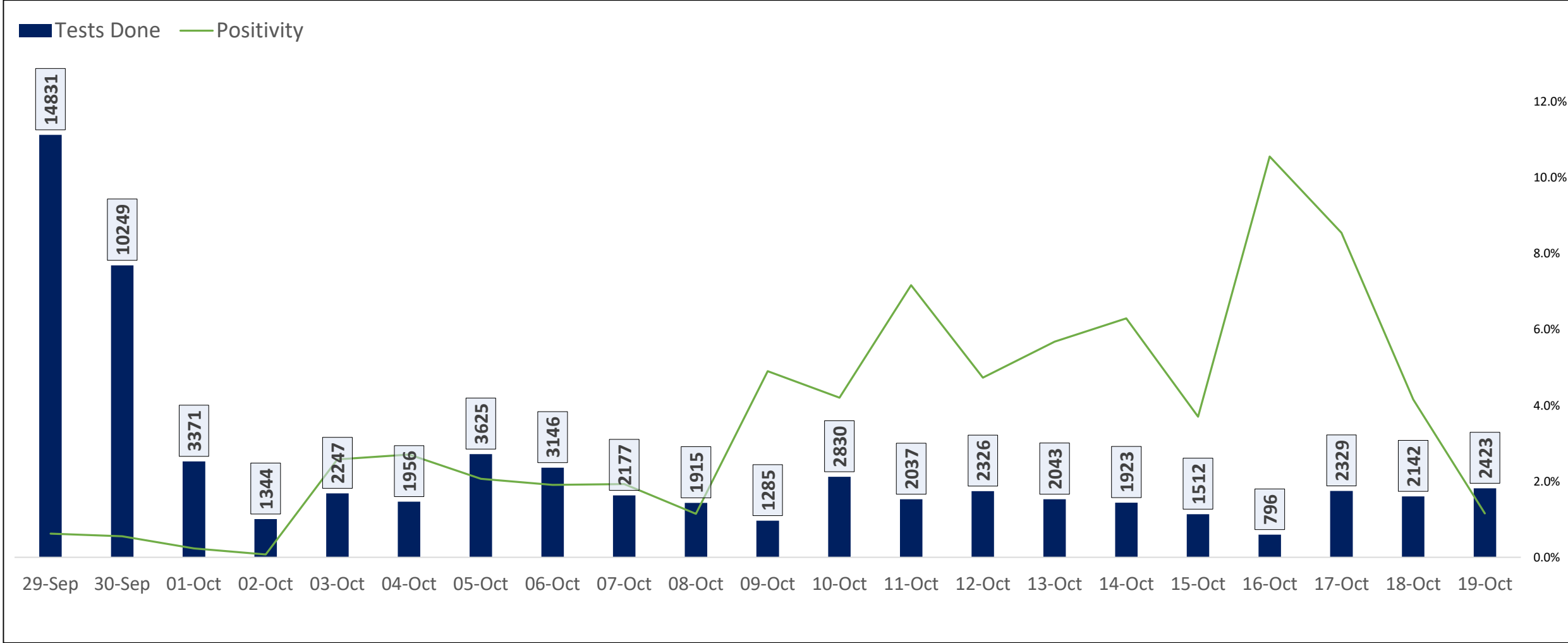




# TESTING TRENDS IN BENGALURU

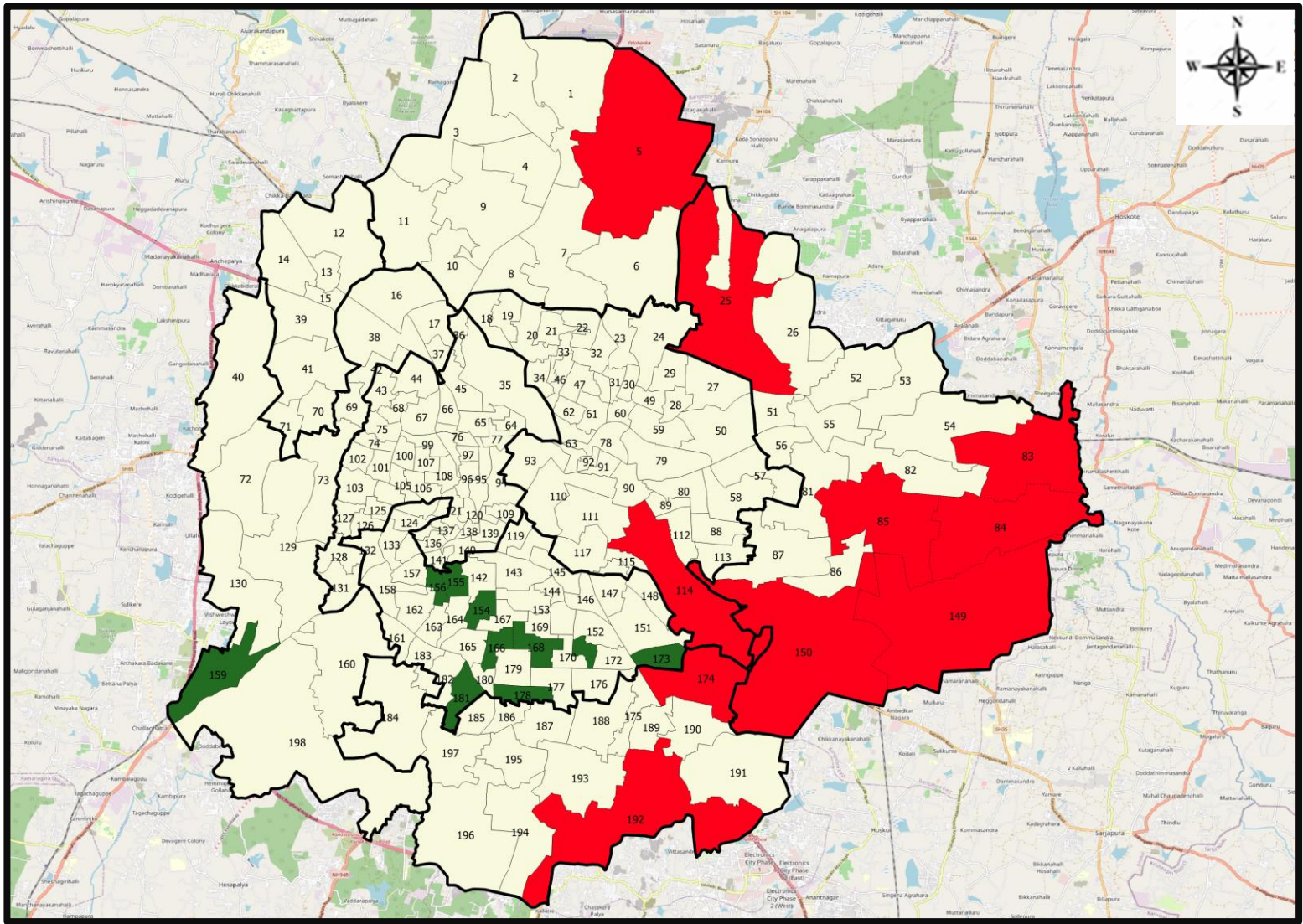


Total Test Conducted Till Date	Test Conducted Last 24 hours	Last 7 Days Average
3,19,25,197	2,423	1,881





# BENGALURU URBAN MAP SHOWING TREND OF POSITIVE CASES IN LAST 7 DAYS



## Top 10 wards reporting least number of positive cases in last 7 days

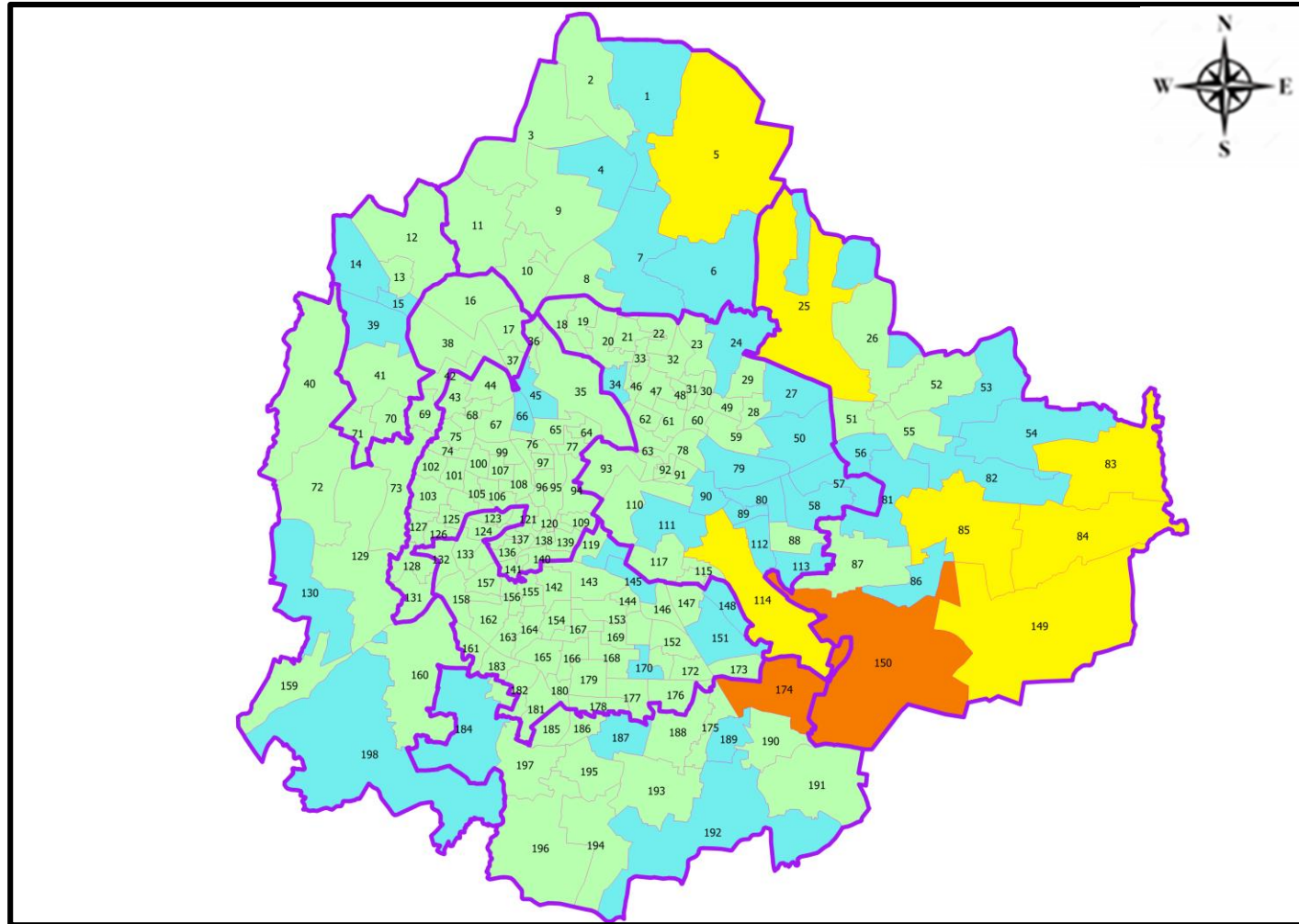
Ward No.	Ward Name	Daily Cases Average
150	Bellanduru	6
174	HSR Layout	3
85	Dodda Nekkundi	3
25	Horamavu	2
83	Kadugodi	2
5	Jakkuru	2
149	Varthuru	2
84	Hagadur	2
114	Agara	2
192	Begur	1







## Top 10 wards reporting least number of positive cases in last 7 days

Ward No.	Ward Name	Daily Cases Average
181	Kumaraswamy Layout	0
178	Sarakki	0
173	Jakkasandra	0
171	Gurappanapalya	0
168	Pattabhiram Nagar	0
166	Karisandra	0
159	Kengeri	0
156	Srinagara	0
155	Hanumanth Nagar	0
154	Basavanagudi	0



# BENGALURU MAP SHOWING INTENSITY OF POSITIVE CASES IN LAST 7 DAYS



-  Level 1 : 0 to 3 Cases
-  Level 2 : 3 to 10 Cases
-  Level 3 : 10 to 20 Cases
-  Level 4 : 20 to 50 Cases
-  Level 5 : More than 50 Cases
-  Zone Boundaries

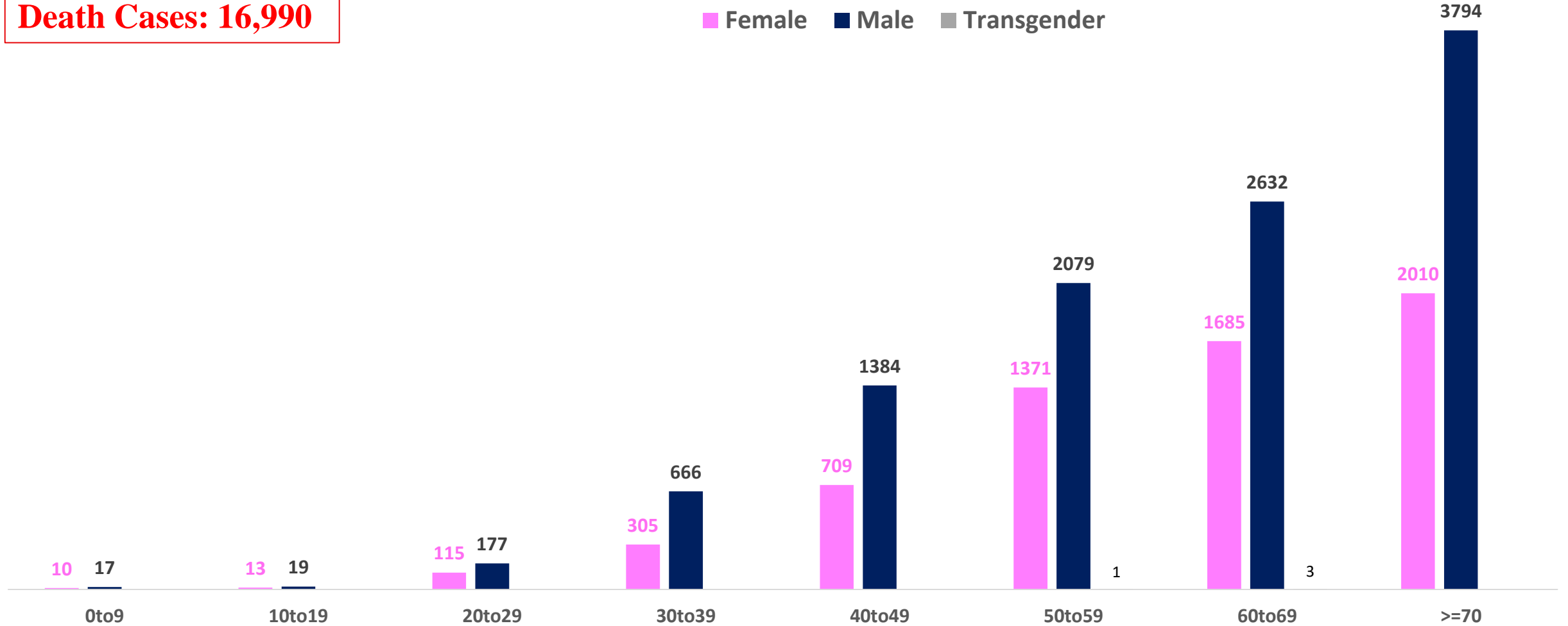




# AGE AND GENDER WISE DISTRIBUTION OF DEATH CASES



**Death Cases: 16,990**





# COVID-19 SCENARIO IN BENGALURU AND OTHER METROPOLITAN CITIES



CITY NAME	Positive Cases	Active Cases	Recovered	Deceased	Vaccine Doses Administered
<b>New Delhi</b>	20,05,211	488	19,78,217	26,506	3,73,12,232
<b>Bengaluru*</b>	18,73,534	2,621	18,53,923	16,990	2,37,70,501
<b>Mumbai</b>	11,51,923	1,069	11,31,116	19,738	2,21,30,484
<b>Chennai</b>	7,92,066	2,006	7,80,990	9,070	1,13,88,207

Source : <https://dashboard.cowin.gov.in/> at 4:00pm (20.10.2022)  
Source : <https://www.covid19bharat.org/> at 4:00pm (20.10.2022)

\*includes BBMP & Bengaluru Urban



# SNAPSHOT OF COVID-19 CASES IN BENGALURU URBAN



**Total Wards With  
< =10 Cases\* :  
188**

**Tests Conducted  
on 19.10.2022:  
2,423**

**Recovery  
Rate\*:  
98.95%**

**Total  
Active Cases :  
2,621**

**Total Vaccinated  
on 19.10.2022:  
1,984**

**Positivity  
Rate\* :  
5.26%**

**Active  
Rate\*:  
0.14%**

**Case  
Fatality Rate\* :  
0.00%**





\*Total positive cases In the past 7 days

\*CFR and positivity is for Past 7 days



ಬೃಹತ್ ಬೆಂಗಳೂರು ಮಹಾನಗರ ಪಾಲಿಕೆ  
Bruhat Bengaluru Mahanagara Palike



<b>Download BBMP Bulletin</b>	<a href="https://apps.bbmpgov.in/covid19/mediabulletin.php">https://apps.bbmpgov.in/covid19/mediabulletin.php</a>
<b>To register for vaccination :</b>	<a href="https://selfregistration.cowin.gov.in/">https://selfregistration.cowin.gov.in/</a>
<b>BBMP COVID19 Dashboard:</b>	<a href="https://apps.bbmpgov.in/covid19/">https://apps.bbmpgov.in/covid19/</a>
<b>Follow us on:</b>	 <a href="http://www.facebook.com/bbmp.comm1/">www.facebook.com/bbmp.comm1/</a>
	 <a href="https://twitter.com/BBMPCOMM">twitter.com/BBMPCOMM</a>
	  <a href="https://www.instagram.com/BBMPSplHealth">BBMPSplHealth</a>

Issued by:

Honorable Chief Commissioner, BBMP  
Special Commissioner Health & IT, BBMP  
MD, Bengaluru Smart City Limited

**THANK YOU !**



ಅರೋಗ್ಯ ಮತ್ತು ಕುಟುಂಬ ಕಲ್ಯಾಣ ಇಲಾಖೆ

ಇನ್ನು ಕೆಲವು ಸಮಯ ಕೋವಿಡ್ ವಿರುದ್ಧದ ನಮ್ಮ ಹೋರಾಟ ಮುಂದುವರಿಸೋಣ.

- ಮಾಸ್ಕ್ ಧರಿಸಿ
- ದೈಹಿಕ ಅಂತರ ಪಾಲಿಸಿ
- ಕೈಗಳ ಸ್ವಚ್ಛತೆ ಕಾಪಾಡಿಕೊಳ್ಳಿ
- ಗುಂಪು ಸೇರುವುದನ್ನು ತಪ್ಪಿಸಿ
- ಸ್ವಯಂಪ್ರೇರಿತವಾಗಿ ಲಸಿಕೆ ಪಡೆಯಿರಿ

ಕೋವಿಡ್-19 ಮುನ್ನೆಚ್ಚರಿಕೆ ಕ್ರಮಗಳನ್ನು ಪಾಲಿಸಿ. ಇದು ನಮ್ಮೆಲ್ಲರ ಜವಾಬ್ದಾರಿ.

ಹೆಚ್ಚಿನ ಮಾಹಿತಿಗಾಗಿ 24X7 ಉಚಿತ ಅರೋಗ್ಯ ಸಹಾಯವಾಣಿ 104 ಕ್ಕೆ ಕರೆ ಮಾಡಿ

